



ST. MARK SCHOOL

2009 Nationally Recognized Blue Ribbon School of Excellence



St. Mark School Students Entering Grades 1 through 8 Summer Work

i-Ready for Returning Students

Returning St. Mark School students are strongly encouraged to continue on his or her i-Ready Reading and Math Learning Paths. Students should progress on each content area for at least 30 minutes per week. Returning students entering Grades 1 & 2 can log-on to i-Ready using his or her Clever Badge that was provided by the classroom teacher. Returning students entering Grades 3 through 8 can log-on to Clever and i-Ready by using her or her school Google account username and password. ***i-Ready access will be paused between 7/28 and 8/25.***

The website address is: www.clever.com/in/diobpt

Students who are new to St. Mark School will be introduced to Clever and i-Ready in September.

Reading and Math Choice Boards

New and returning students are encouraged to complete some or all of the activities on the Summer Reading and Math Choice Boards. While it's not necessary to finish every activity, students should turn in whatever they have completed to earn credit toward a class reward.

Choice Boards are due by Wednesday, September 17th.

Students Entering Middle School Math Packet




New and returning students entering Grades 6 through 8 will not receive a Math Choice Board. Instead, they are encouraged to complete the Summer Math Packet. It's important that students do their best on this work to help them feel confident and prepared for the challenges of the upcoming school year.

St. Mark School is a Christ-centered learning environment that teaches Gospel values and fosters academic excellence. Aware of the dignity and uniqueness of all students, we are committed to the spiritual, intellectual, moral, social, and physical development of each child.



Keep your math skills sharp during the summer! - July

For students entering Grade 2: Below is a grid of math activities to complete over the summer so that you can continue to practice what you learned in 1st Grade. Returning students will have access to iReady in June and July to continue working on your learning path. If you need more room to complete the activity use another paper and attach to this packet. Return the form to your teacher by Wednesday, September 17th to earn a special class reward. There is no minimum number of squares to complete, just complete as much as you can!

What shape is this? 	Solve $5 + 6 = \underline{\quad}$ $6 + 4 + 3 = \underline{\quad}$	How much money is 3 dimes?	Play a yard game outside. Happy 4th of July!	Circle the larger number. 83 64										
Create a tally chart for the weather this week. Cloudy Sunny Rainy	Use $>$, $<$, or $=$ $72 \underline{\quad} 23$ $36 \underline{\quad} 36$ $15 \underline{\quad} 51$	Play a board game or card game with your family.	Draw base ten blocks to show the number 57.	Solve $5 + \underline{\quad} = 8$ $10 = 9 + \underline{\quad}$										
Play a game like basketball or bowling and help keep score.	What number comes before and after? $\underline{\quad} \overset{1}{\underset{17}{\quad}} \underline{\quad}$ $\underline{\quad} 25 \underline{\quad}$	Solve $52 + 10 = \underline{\quad}$ $87 - 10 = \underline{\quad}$	What time does the clock show? 	Solve $25 + 30 = \underline{\quad}$ $76 - 20 = \underline{\quad}$										
I made 8 hot dogs. The kids ate 4 of the hot dogs. How many hot dogs are left?	What number do the base ten blocks show?  $\underline{\quad}$	Roll 2 dice and add the numbers together. Do this 20 times.	Pick a toy from around the house. Measure 3 items using that toy. For example, use a crayon as the measuring tool.	What is 4 more than the number on this 10s frame? <table border="1" data-bbox="276 1575 349 1879"><tr><td>●</td><td>●</td><td>●</td><td>●</td><td> </td></tr><tr><td>●</td><td>●</td><td> </td><td> </td><td> </td></tr></table>	●	●	●	●		●	●			
●	●	●	●											
●	●													



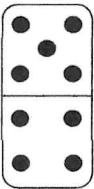
Name _____

Clever website for returning students: www.clever.com/diobpt



Keep your math skills sharp during the summer! - August

For students entering Grade 2: Below is a grid of math activities to complete over the summer so that you can continue to practice what you learned in 1st Grade. Returning students will have access to iReady in June and July to continue working on your learning path. If you need more room to complete the activity use another paper and attach to this packet. Return the form to your teacher by Wednesday, September 17th to earn a special class reward. There is no minimum number of squares to complete, just complete as much as you can!

Draw a triangle.	How much money is 2 dimes and 8 pennies?	Play a game that uses dice.	I have 3 sides. What shape am I?	Complete the sequence: 35, 40, 45, _____, _____
Solve $6 + \underline{\quad} = 10$ $\underline{\quad} + 7 = 10$	How many sides does this shape have? 	Take a walk outside. Tally how many of each you see. Birds - Squirrels -	Write the number that is: Four tens and seven ones <u>Eighteen</u> ones _____	Play a game with a friend.
Who is the tallest member of your family? Who is the shortest member of your family?	Play I-Spy in your room. Who can find the most quadrilaterals (4 sided shapes)?	Draw a shape with 3 vertices.	Solve $89 + 10 = \underline{\quad}$ $25 - 10 = \underline{\quad}$	Draw base ten blocks to show the number 42.
Compare using <, >, or = $8 \underline{\quad} 3$ $45 \underline{\quad} 48$	What time does the clock show? 	How many dots do you see? 	Play a game outside. Use tally marks to keep score.	Solve $6 + 3 = \underline{\quad}$ $5 + 7 = \underline{\quad}$
Play a card game or board game.	How much money is 7 pennies?	Read a book. How many pages did you read?	Tell ten more and ten less. _____ 28 _____	Draw a shape with four sides.

Name _____

Clever website for returning students: www.clever.com/diobpt

Name _____

Keep your reading skills sharp during the summer - July

For students entering Grades 2 - 4: Below is a grid of reading activities for you to complete over the summer to help you keep practicing what you learned during the school year. As you finish each activity, write the title of the book you read in the box, or on a separate piece of paper and attach it to this packet. If you need more space for your responses, feel free to use an extra sheet of paper and attach it. If you're reading a chapter book, you may write the same title in multiple boxes if it applies to more than one activity. Returning students will have access to iReady during June and July to continue working on their learning path. Please return your completed form to your teacher by Wednesday, September 17th to earn a special class reward. There's no minimum number of squares to complete—just do as much as you can!

Grab a stuffed animal and read under a tree.	Read a book or chapter in a book and summarize what happened.	While riding in the car, read a fun book.	Think about the character in your book. Would you be friends with that character? Yes or No? Why?	Find your favorite hiding place and read a book.
Title of Book Read:	Title of Book read:	Title of Book Read:	Title of Book Read:	Title of Book Read:
Take a trip to the library. Take out a few books to read. Start reading one now.	Read a book from Scholastic Literacy Pro.	Read your book. Then tell a parent or sibling your favorite part.	Read a nonfiction book and identify 3 nonfiction text features in the book. (labels, photos, captions, heading)	Read a chapter in your book and rename the title of that chapter.
Title of Book Read:	Title of Book Read:	Title of Book Read:	Title of Book Read:	Title of Book Read:
Read your book and think of two questions you would like to ask the main character.	Read a biography about someone who inspires you.	Make a prediction about what the next chapter of your book is about and then read it to see if you were correct.	If you could change the ending to your story, how would you make it end?	If you were the author of the story, what would you change in your book?
Title of Book Read:	Title of Book Read:	Title of Book Read:	Title of Book Read	Title of Book Read
Think about a book you read. Would you recommend it to someone? Why or why not?	Think about the character in the story. What is one word to describe the character?	Find one word that you did not know. Look up the meaning and tell someone at your house.	Think about the book you are reading. Would you like to be that main character in the story? Why or why not?	Think about the story you read. Make a connection between yourself and the main character.
Title of Book Read:	Title of the Book Read?	Title of Book Read:	Title of Book Read:	Title of Book Read:

Name _____

Clever website for returning students: www.clever.com/diobpt

Name _____

Keep your reading skills sharp during the summer - August

For students entering Grades 2 - 4: Below is a grid of reading activities for you to complete over the summer to help you keep practicing what you learned during the school year. As you finish each activity, write the title of the book you read in the box, or on a separate piece of paper and attach it to this packet. If you need more space for your responses, feel free to use an extra sheet of paper and attach it. If you're reading a chapter book, you may write the same title in multiple boxes if it applies to more than one activity. Returning students will have access to iReady during June and July to continue working on their learning path. Please return your completed form to your teacher by Wednesday, September 17th to earn a special class reward. There's no minimum number of squares to complete—just do as much as you can!

As you finish your book, think of a possible different end to the book.	Read a book (or chapter of a book). Try to summarize what you read in 15 words.	Read a book with illustrations. What do you notice and wonder about the pictures?	Read a fiction book. Tell someone about the problem and resolution.	Read a book. Identify two key vocabulary words that are new to you.
Title of Book Read:	Title of Book read:	Title of book Read:	Title of Book Read:	Title of Book Read:
Pick a book out from the library. Decide if it is fiction or nonfiction. Give three reasons why.	Read a book (or chapter of a book) to a family member on the telephone or facetime.	If you could write to the author of your books, what questions would you ask them?	Read a biography, tell someone about the key achievements of the person in the book.	Think about the story you are reading. Are there any parts that surprise you?
Title of Book Read:	Title of Book Read:	Title of Book Read:	Title of Book Read:	Title of Book Read:
The beach and a book make me happy in the summer. Imagine relaxing at your favorite place and read your book.	Read a poem online or from a book.	Read a book. Notice quotation marks where characters are speaking.	Ask a family member to read a book with you. Take turns reading the pages.	Reread one of your favorite books. Tell someone why you like it so much.
Title of Book Read:	Title of Book Read:	Title of Book Read:	Title of Book Read:	Title of Book Read:
Read a fiction book. What do you notice about how the character changed from the beginning to the end?	Read a fiction book. Put yourself in the character's position. Would you have made the same decision that the character did?	Read a book. What connection can you make to the main character in the book?	Read a book that is also a movie. First read the book and then watch the movie. Compare and contrast the book and movie.	Read your book. Decide on one book that you read during the summer that you really enjoyed and would like to share with your classmates.
Title of Book Read:	Title of Book Read	Title of Book Read:	Title of Book Read:	Title of Book Read:
Read a book from Scholastic Literacy Pro.	Read a book that has a connection to science. Tell someone about the new vocabulary words that you discover.	Read a book. Think about how the character's feelings change throughout the book.	Read a poem and make a list of rhyming words. Then try to say the words in silly sentences.	Read a book (or chapter from a book) and tell someone what was the funniest, saddest, or most interesting part of the story.
Title of Book Read:	Title of Book Read:	Title of Book Read	Title of Book Read:	Title of Book Read:

Name _____

Clever website for returning students: www.clever.com/diobpt