



## ST. MARK SCHOOL

*2009 Nationally Recognized Blue Ribbon School of Excellence*



# St. Mark School Students Entering Grades 1 through 8 Summer Work

### i-Ready for Returning Students

Returning St. Mark School students are strongly encouraged to continue on his or her i-Ready Reading and Math Learning Paths. Students should progress on each content area for at least 30 minutes per week. Returning students entering Grades 1 & 2 can log-on to i-Ready using his or her Clever Badge that was provided by the classroom teacher. Returning students entering Grades 3 through 8 can log-on to Clever and i-Ready by using her or her school Google account username and password. ***i-Ready access will be paused between 7/28 and 8/25.***

The website address is: [www.clever.com/in/diobpt](http://www.clever.com/in/diobpt)

Students who are new to St. Mark School will be introduced to Clever and i-Ready in September.

### Reading and Math Choice Boards

New and returning students are encouraged to complete some or all of the activities on the Summer Reading and Math Choice Boards. While it's not necessary to finish every activity, students should turn in whatever they have completed to earn credit toward a class reward.

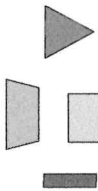
Choice Boards are due by Wednesday, September 17th.

### Students Entering Middle School Math Packet

New and returning students entering Grades 6 through 8 will not receive a Math Choice Board. Instead, they are encouraged to complete the Summer Math Packet. It's important that students do their best on this work to help them feel confident and prepared for the challenges of the upcoming school year.

*St. Mark School is a Christ-centered learning environment that teaches Gospel values and fosters academic excellence. Aware of the dignity and uniqueness of all students, we are committed to the spiritual, intellectual, moral, social, and physical development of each child.*

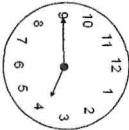
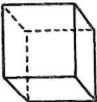


<p>Write the following numbers in standard form:</p> <p>500 + 30 + 6 = ____</p> <p>200 + 70 + 8 = ____</p> <p>800 + 40 + 4 = ____</p>	<p><b>Solve</b></p> <p>45 + 88 = ____</p>	<p>Round the following numbers to the nearest 100.</p> <p>324 ____</p> <p>558 ____</p> <p>279 ____</p>	<p>Play a yard game outside. Happy 4th of July!</p>	<p>Circle the largest number:</p> <p>3,037</p> <p>3,337</p> <p>3,045</p>
<p>Create a tally chart for the weather this week.</p> <p>Cloudy</p> <p>Sunny</p> <p>Rainy</p>	<p>Circle all the quadrilaterals. (4 sided shapes)</p> 	<p>Write the missing numbers to complete the pattern.</p> <p>9, 12, 15, 18, ____, ____</p>	<p>On Monday, Sarah read 24 pages of her book. On Tuesday night she read 41 pages, and Wednesday night she read 32 pages. How many pages did she read altogether?</p> <p>____</p>	<p><b>Solve</b></p> <p>21 - 18 = ____</p> <p>18 - 5 = ____</p> <p>17 - 9 = ____</p>
<p>Play a game like basketball or bowling and help keep score.</p>	<p>Estimate how many inches your ice pop is.</p> <p>____</p> <p>Measure how many inches it is</p> <p>____</p>	<p><b>Solve</b></p> <p>732 + 199 = ____</p>	<p>Play a board game or card game with your family.</p>	<p><b>Solve</b></p> <p>64 + 30 = ____</p> <p>58 + 40 = ____</p> <p>26 + 70 = ____</p>
<p>Round the following numbers to the nearest 10.</p> <p>35 ____</p> <p>64 ____</p> <p>14 ____</p>	<p>What is the value of the following coins?</p> <p>2 quarters, 4 dimes, and 8 pennies?</p> <p>____</p>	<p>Last week Sally bought 17 pounds of fruit at the grocery store. She bought apples and oranges. If 8 pounds were apples, how many pounds were oranges?</p> <p>____</p>	<p>What is the Value of the 7 in the following numbers?</p> <p>37 ____</p> <p>761 ____</p>	<p>Write the missing numbers to complete the pattern.</p> <p>40, 35, 30, ____, ____, 15, ____, ____</p>

Clever website for returning students: [www.clever.com/diobpt](http://www.clever.com/diobpt)



a special class reward. There is no minimum number of squares to complete, just complete as much as you can!

<p><b>Solve</b></p> <p><math>276 - 152 = \underline{\hspace{2cm}}</math></p>	<p>What time does the clock show?</p> 	<p>Take a walk outside. Tally how many of each you see. Birds <u>      </u> Squirrels <u>      </u></p>	<p>Write the number that is: Four tens and seven ones <u>      </u> Eighteen ones <u>      </u></p>	<p>Play a game with a friend.</p>
<p>How many feet are in a yard? <u>      </u></p>	<p>Play I-Spy in your family room. Who can find the most quadrilaterals (4 sided shapes)?</p>	<p>Write the following numbers in expanded form.  186 <u>                    </u>  304 <u>                    </u></p>	<p><b>Solve</b></p> <p><math>863 - 475 = \underline{\hspace{2cm}}</math></p>	<p>Using ads from a magazine or the newspaper, find two items you would like to purchase. What is the total cost of all of these items?</p>
<p>Compare using <math>&lt;</math>, <math>&gt;</math>, or <math>=</math></p> <p><math>600 + 80 + 2</math> <u>      </u> 628</p>	<p>What tools would you use to measure a table in your house?</p>	<p>What shape is this?</p> 	<p>Play a game outside. Use tally marks to keep score.</p>	<p>Solve</p> <p><math>3 + 3 + 3 + 3 + 3 = \underline{\hspace{2cm}}</math></p> <p><math>5 + 5 + 5 + 5 = \underline{\hspace{2cm}}</math></p>
<p>Play a card game or board game.</p>	<p>What coins could you use to make 59 cents?</p>	<p>Draw 4 groups of 2.</p>	<p>Measure how tall you are in inches. <u>      </u></p>	<p>Do you go to bed in the A.M. or P.M.?</p>

Name \_\_\_\_\_

Clever website for returning students: [www.clever.com/diobpt](http://www.clever.com/diobpt)

Name \_\_\_\_\_

## Keep your reading skills sharp during the summer - July

**For students entering Grades 2 - 4:** Below is a grid of reading activities for you to complete over the summer to help you keep practicing what you learned during the school year. As you finish each activity, write the title of the book you read in the box, or on a separate piece of paper and attach it to this packet. If you need more space for your responses, feel free to use an extra sheet of paper and attach it. If you're reading a chapter book, you may write the same title in multiple boxes if it applies to more than one activity. Returning students will have access to iReady during June and July to continue working on their learning path. Please return your completed form to your teacher by Wednesday, September 17th to earn a special class reward. There's no minimum number of squares to complete—just do as much as you can!

Grab a stuffed animal and read under a tree.	Read a book or chapter in a book and summarize what happened.	While riding in the car, read a fun book.	Think about the character in your book. Would you be friends with that character? Yes or No? Why?	Find your favorite hiding place and read a book.
Title of Book Read:	Title of Book read:	Title of Book Read:	Title of Book Read:	Title of Book Read:
Take a trip to the library Take out a few books to read. Start reading one now.	Read a book from Scholastic Literacy Pro.	Read your book. Then tell a parent or sibling your favorite part.	Read a nonfiction book and identify 3 nonfiction text features in the book. (labels, photos, captions, heading)	Read a chapter in your book and rename the title of that chapter.
Title of Book Read:	Title of Book Read:	Title of Book Read:	Title of Book Read:	Title of Book Read:
Read your book and think of two questions you would like to ask the main character.	Read a biography about someone who inspires you.	Make a prediction about what the next chapter of your book is about and then read it to see if you were correct.	If you could change the ending to your story, how would you make it end?	If you were the author of the story, what would you change in your book?
Title of Book Read:	Title of Book Read:	Title of Book Read:	Title of Book Read	Title of Book Read
Think about a book you read. Would you recommend it to someone? Why or why not?	Think about the character in the story. What is one word to describe the character?	Find one word that you did not know. Look up the meaning and tell someone at your house.	Think about the book you are reading. Would you like to be that main character in the story? Why or why not?	Think about the story you read. Make a connection between yourself and the main character.
Title of Book Read:	Title of the Book Read?	Title of Book Read:	Title of Book Read:	Title of Book Read:

Name \_\_\_\_\_

Clever website for returning students: [www.clever.com/diobpt](http://www.clever.com/diobpt)

Name \_\_\_\_\_

# Keep your reading skills sharp during the summer - August

**For students entering Grades 2 - 4:** Below is a grid of reading activities for you to complete over the summer to help you keep practicing what you learned during the school year. As you finish each activity, write the title of the book you read in the box, or on a separate piece of paper and attach it to this packet. If you need more space for your responses, feel free to use an extra sheet of paper and attach it. If you're reading a chapter book, you may write the same title in multiple boxes if it applies to more than one activity. Returning students will have access to iReady during June and July to continue working on their learning path. Please return your completed form to your teacher by Wednesday, September 17th to earn a special class reward. There's no minimum number of squares to complete—just do as much as you can!

As you finish your book, think of a possible different end to the book.	Read a book (or chapter of a book). Try to summarize what you read in 15 words.	Read a book with illustrations. What do you notice and wonder about the pictures?	Read a fiction book. Tell someone about the problem and resolution.	Read a book. Identify two key vocabulary words that are new to you.
Title of Book Read:	Title of Book read:	Title of book Read:	Title of Book Read:	Title of Book Read:
Pick a book out from the library. Decide if it is fiction or nonfiction. Give three reasons why.	Read a book (or chapter of a book) to a family member on the telephone or facetime.	If you could write to the author of your books, what questions would you ask them?	Read a biography, tell someone about the key achievements of the person in the book.	Think about the story you are reading. Are there any parts that surprise you?
Title of Book Read:	Title of Book Read:	Title of Book Read:	Title of Book Read:	Title of Book Read:
The beach and a book make me happy in the summer. Imagine relaxing at your favorite place and read your book.	Read a poem online or from a book.	Read a book. Notice quotation marks where characters are speaking.	Ask a family member to read a book with you. Take turns reading the pages.	Reread one of your favorite books. Tell someone why you like it so much.
Title of Book Read:	Title of Book Read:	Title of Book Read:	Title of Book Read:	Title of Book Read:
Read a fiction book. What do you notice about how the character changed from the beginning to the end?	Read a fiction book. Put yourself in the character's position. Would you have made the same decision that the character did?	Read a book. What connection can you make to the main character in the book?	Read a book that is also a movie. First read the book and then watch the movie. Compare and contrast the book and movie.	Read your book. Decide on one book that you read during the summer that you really enjoyed and would like to share with your classmates.
Title of Book Read:	Title of Book Read	Title of Book Read:	Title of Book Read:	Title of Book Read:
Read a book from Scholastic Literacy Pro.	Read a book that has a connection to science. Tell someone about the new vocabulary words that you discover.	Read a book. Think about how the character's feelings change throughout the book.	Read a poem and make a list of rhyming words. Then try to say the words in silly sentences.	Read a book (or chapter from a book) and tell someone what was the funniest, saddest, or most interesting part of the story.
Title of Book Read:	Title of Book Read:	Title of Book Read	Title of Book Read:	Title of Book Read: