

Dear Rising Grade 3, Grade 4 and Grade 5 Parents,

We hope this letter finds you well. As we approach the summer months, we wanted to touch base regarding your child's summer work. This work has been assigned to ensure that they maintain their academic progress over the summer break and are prepared for the upcoming school year.

Your child's summer work will consist of reading and math choice boards with subject-specific tasks. It is important that they complete this work to the best of their ability and submit it on time. This will help them to stay on track and be well-prepared for the challenges of the next school year. Returning students will continue to have access to **Clever** through the month of July to access *iReady*. Please see the enclosed Frequently Asked Questions (FAQ) Sheet to access *iReady*. The Diocesan Personalized Learning team can help you troubleshoot issues with **Clever** and *iReady* through the summer while teachers are on break. Please email the Personalized Learning Team (PersonalizedLearningTeam@diobpt.org) with any questions. Our new St. Mark students will be introduced to **Clever** and *iReady* in September.

If you have any questions regarding your child's summer work, please do not hesitate to reach out to Mrs. Mannino (cmannino@stmarkschool.org). We are here to support your child's academic success and will be happy to provide any assistance or clarification that is needed.

Thank you for your ongoing support and partnership in your child's education.

Best regards,

St. Mark School Teachers

St. Mark School
Students Entering Grades 1 through 8
Summer Work

i-Ready

Students are strongly encouraged to continue on his or her i-Ready Learning Path for Reading and Math. Students can progress on each content area for at least 30 minutes per week. Students rising to Grade 1 & Grade 2 can log-on to i-Ready using his or her Clever Badge. Students rising to Grades 3 through 8 can log-on to i-Ready by using her or her Google account username and password. Current students will have access to i-Ready this summer, through July 31st.

The website address is: www.clever.com/in/diobpt

Reading and Math Choice Boards


Students are encouraged to complete all and/or some of the summer Reading and Math choice board activities. Choice boards do not need to be completed to its entirety. Students should turn in whatever they have completed. Students entering Grades 6 through 8 are provided with a Math skills review packet and a Reading choice board. Choice boards and Math skills review packets are due to your child's classroom teacher by Friday, September 4th.



Keep your math skills sharp during the summer! - July

For students entering Grade 3: Below is a grid of math activities to complete over the summer so that you can continue to practice what you learned in 2nd Grade. Returning students will have access to iReady in June and July to continue working on your learning path. If you need more room to complete the activity use another paper and attach to this packet. Return the form to your teacher by Friday, September 4th. There is no minimum number of squares to complete, just complete as much as you can!

June 2026

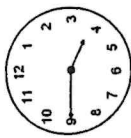
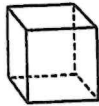
<p>Write the following numbers in standard form:</p> $500 + 30 + 6 = \underline{\quad}$ $200 + 70 + 8 = \underline{\quad}$ $800 + 40 + 4 = \underline{\quad}$	<p>Solve</p> $45 + 88 = \underline{\quad}$	<p>Round the following numbers to the nearest 100.</p> $324 \underline{\quad}$ $558 \underline{\quad}$ $279 \underline{\quad}$	<p>Play a yard game outside. Happy 4th of July!</p>	<p>Circle the largest number:</p> $3,037$ $3,337$ $3,045$
<p>Create a tally chart for the weather this week.</p> <p>Cloudy Sunny Rainy</p>	<p>Circle all the quadrilaterals. (4 sided shapes)</p> 	<p>Write the missing numbers to complete the pattern.</p> <p>9, 12, 15, 18, $\underline{\quad}$, $\underline{\quad}$</p>	<p>On Monday, Sarah read 24 pages of her book. On Tuesday night she read 41 pages, and Wednesday night she read 32 pages. How many pages did she read altogether?</p> <p>$\underline{\quad}$</p>	<p>Solve</p> $21 - 18 = \underline{\quad}$ $18 - 5 = \underline{\quad}$ $17 - 9 = \underline{\quad}$
<p>Play a game like basketball or bowling and help keep score.</p>	<p>Estimate how many inches your ice pop is.</p> <p>$\underline{\quad}$</p> <p>Measure how many inches it is</p> <p>$\underline{\quad}$</p>	<p>Solve</p> $732 + 199 = \underline{\quad}$	<p>Play a board game or card game with your family.</p>	<p>Solve</p> $64 + 30 = \underline{\quad}$ $58 + 40 = \underline{\quad}$ $26 + 70 = \underline{\quad}$
<p>Round the following numbers to the nearest 10.</p> $35 \underline{\quad}$ $64 \underline{\quad}$ $14 \underline{\quad}$	<p>What is the value of the following coins?</p> <p>2 quarters, 4 dimes, and 8 pennies?</p> <p>$\underline{\quad}$</p>	<p>Last week Sally bought 17 pounds of fruit at the grocery store. She bought apples and oranges. If 8 pounds were apples, how many pounds were oranges?</p> <p>$\underline{\quad}$</p>	<p>What is the Value of the 7 in the following numbers?</p> <p>37 $\underline{\quad}$</p> <p>761 $\underline{\quad}$</p>	<p>Write the missing numbers to complete the pattern.</p> <p>40, 35, 30, $\underline{\quad}$, $\underline{\quad}$, $\underline{\quad}$, $\underline{\quad}$, 15, $\underline{\quad}$, $\underline{\quad}$</p>



Keep your math skills sharp during the summer! - August

For students entering Grade 3: Below is a grid of math activities to complete over the summer so that you can continue to practice what you learned in 2nd Grade. Returning students will have access to iReady in June and July to continue working on your learning path. If you need more room to complete the activity use another paper and attach to this packet. Return the form to your teacher by Friday, September 4th. There is no minimum number of squares to complete, just complete as much as you can!

June 2026

<p>Solve</p> <p>$276 - 152 = \underline{\quad}$</p>	<p>What time does the clock show?</p> 	<p>Take a walk outside. Tally how many of each you see. Birds <u> </u> Squirrels <u> </u></p>	<p>Write the number that is: Four tens and seven ones <u> </u> Eighteen ones <u> </u></p>	<p>Play a game with a friend.</p>
<p>How many feet are in a yard?</p> <p><u> </u></p>	<p>Play I-Spy in your family room. Who can find the most quadrilaterals (4 sided shapes)?</p>	<p>Write the following numbers in expanded form.</p> <p>186 <u> </u> 304 <u> </u></p>	<p>Solve</p> <p>$863 - 475 = \underline{\quad}$</p>	<p>Using ads from a magazine or the newspaper, find two items you would like to purchase. What is the total cost of all of these items?</p>
<p>Compare using $<$, $>$, or $=$</p> <p>$600 + 80 + 2$ <u> </u> 628</p>	<p>What tools would you use to measure a table in your house?</p>	<p>What shape is this?</p> 	<p>Play a game outside. Use tally marks to keep score.</p>	<p>Solve</p> <p>$3 + 3 + 3 + 3 + 3 = \underline{\quad}$ $5 + 5 + 5 + 5 = \underline{\quad}$</p>
<p>Play a card game or board game.</p>	<p>What coins could you use to make 59 cents?</p>	<p>Draw 4 groups of 2.</p>	<p>Measure how tall you are in inches.</p> <p><u> </u></p>	<p>Do you go to bed in the A.M. or P.M.?</p>

Keep your reading skills sharp during the summer - July

For students entering Grades 2 - 4: Below is a grid of reading activities for you to complete over the summer to help you keep practicing what you learned during the school year. As you finish each activity, write the title of the book you read in the box, or on a separate piece of paper and attach it to this packet. If you need more space for your responses, feel free to use an extra sheet of paper and attach it. If you're reading a chapter book, you may write the same title in multiple boxes if it applies to more than one activity. Returning students will have access to iReady during June and July to continue working on their learning path. Please return your completed form to your teacher by Friday, September 4th. There's no minimum number of squares to complete—just do as much as you can!

JUNE 2026

Grab a stuffed animal and read under a tree.	Read a book or chapter in a book and summarize what happened.	While riding in the car, read a fun book.	Think about the character in your book. Would you be friends with that character? Yes or No? Why?	Find your favorite hiding place and read a book.
Title of Book Read:	Title of Book read:	Title of Book Read:	Title of Book Read:	Title of Book Read:
Take a trip to the library. Take out a few books to read. Start reading one now.	Read a book with a Catholic theme.	Read your book. Then tell a parent or sibling your favorite part.	Read a nonfiction book and identify 3 nonfiction text features in the book. (labels, photos, captions, heading)	Read a chapter in your book and rename the title of that chapter.
Title of Book Read:	Title of Book Read:	Title of Book Read:	Title of Book Read:	Title of Book Read:
Read your book and think of two questions you would like to ask the main character.	Read a biography about someone who inspires you.	Make a prediction about what the next chapter of your book is about and then read it to see if you were correct.	If you could change the ending to your story, how would you make it end?	If you were the author of the story, what would you change in your book?
Title of Book Read:	Title of Book Read:	Title of Book Read:	Title of Book Read	Title of Book Read
Think about a book you read. Would you recommend it to someone? Why or why not?	Think about the character in the story. What is one word to describe the character?	Find one word that you did not know. Look up the meaning and tell someone at your house.	Think about the book you are reading. Would you like to be that main character in the story? Why or why not?	Think about the story you read. Make a connection between yourself and the main character.
Title of Book Read:	Title of the Book Read?	Title of Book Read:	Title of Book Read:	Title of Book Read:

Keep your reading skills sharp during the summer - August

For students entering Grades 2 - 4: Below is a grid of reading activities for you to complete over the summer to help you keep practicing what you learned during the school year. As you finish each activity, write the title of the book you read in the box, or on a separate piece of paper and attach it to this packet. If you need more space for your responses, feel free to use an extra sheet of paper and attach it. If you're reading a chapter book, you may write the same title in multiple boxes if it applies to more than one activity. Returning students will have access to iReady during June and July to continue working on their learning path. Please return your completed form to your teacher by Friday, September 4th. There's no minimum number of squares to complete—just do as much as you can!

JUNE 2026

As you finish your book, think of a possible different end to the book. Title of Book Read:	Read a book (or chapter of a book). Try to summarize what you read in 15 words. Title of Book read:	Read a book with illustrations. What do you notice and wonder about the pictures? Title of book Read:	Read a fiction book. Tell someone about the problem and resolution. Title of Book Read:	Read a book. Identify two key vocabulary words that are new to you. Title of Book Read:
Pick a book out from the library. Decide if it is fiction or nonfiction. Give three reasons why. Title of Book Read:	Read a book (or chapter of a book) to a family member on the telephone or facetime. Title of Book Read:	If you could write to the author of your books, what questions would you ask them? Title of Book Read:	Read a biography, tell someone about the key achievements of the person in the book. Title of Book Read:	Think about the story you are reading. Are there any parts that surprise you? Title of Book Read:
The beach and a book make me happy in the summer. Imagine relaxing at your favorite place and read your book. Title of Book Read:	Read a poem online or from a book. Title of Book Read:	Read a book. Notice quotation marks where characters are speaking. Title of Book Read:	Ask a family member to read a book with you. Take turns reading the pages. Title of Book Read:	Reread one of your favorite books. Tell someone why you like it so much. Title of Book Read:
Read a fiction book. What do you notice about how the character changed from the beginning to the end? Title of Book Read:	Read a fiction book. Put yourself in the character's position. Would you have made the same decision that the character did? Title of Book Read	Read a book. What connection can you make to the main character in the book? Title of Book Read:	Read a book that is also a movie. First read the book and then watch the movie. Compare and contrast the book and movie. Title of Book Read:	Read your book. Decide on one book that you read during the summer that you really enjoyed and would like to share with your classmates. Title of Book Read:
Read a biography of a saint. Title of Book Read:	Read a book that has a connection to science. Tell someone about the new vocabulary words that you discover. Title of Book Read:	Read a book. Think about how the character's feelings change throughout the book. Title of Book Read	Read a poem and make a list of rhyming words. Then try to say the words in silly sentences. Title of Book Read:	Read a book (or chapter from a book) and tell someone what was the funniest, saddest, or most interesting part of the story. Title of Book Read:

Name _____

Clever website for returning students: www.clever.com/diobpt